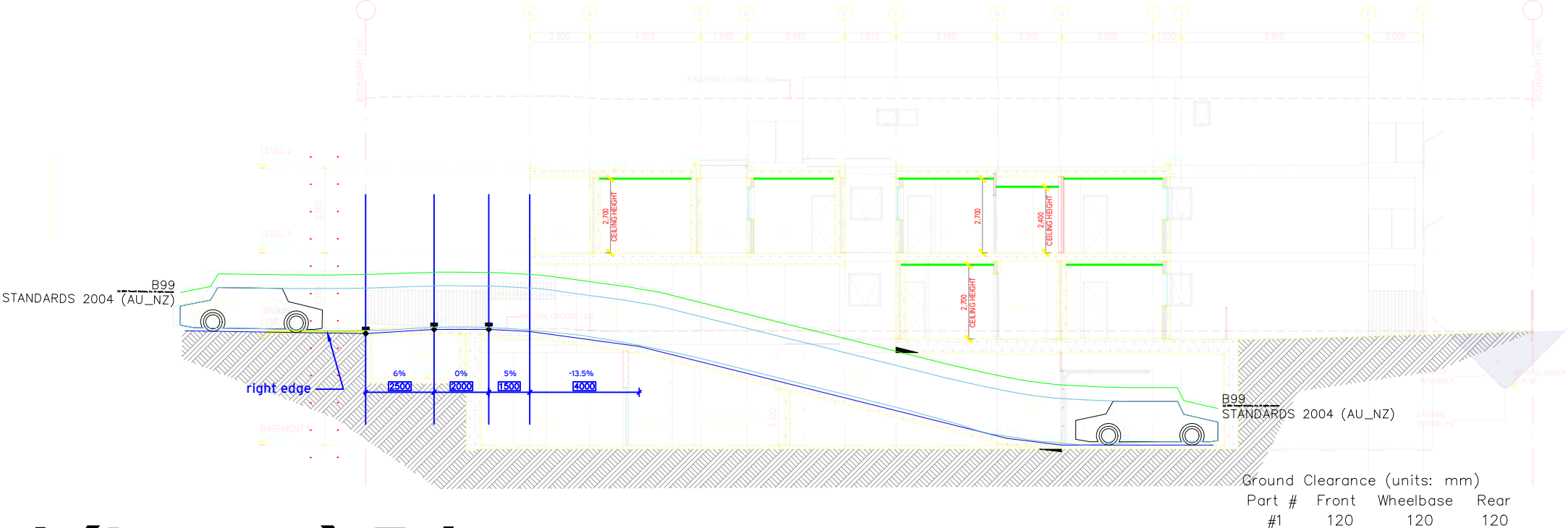
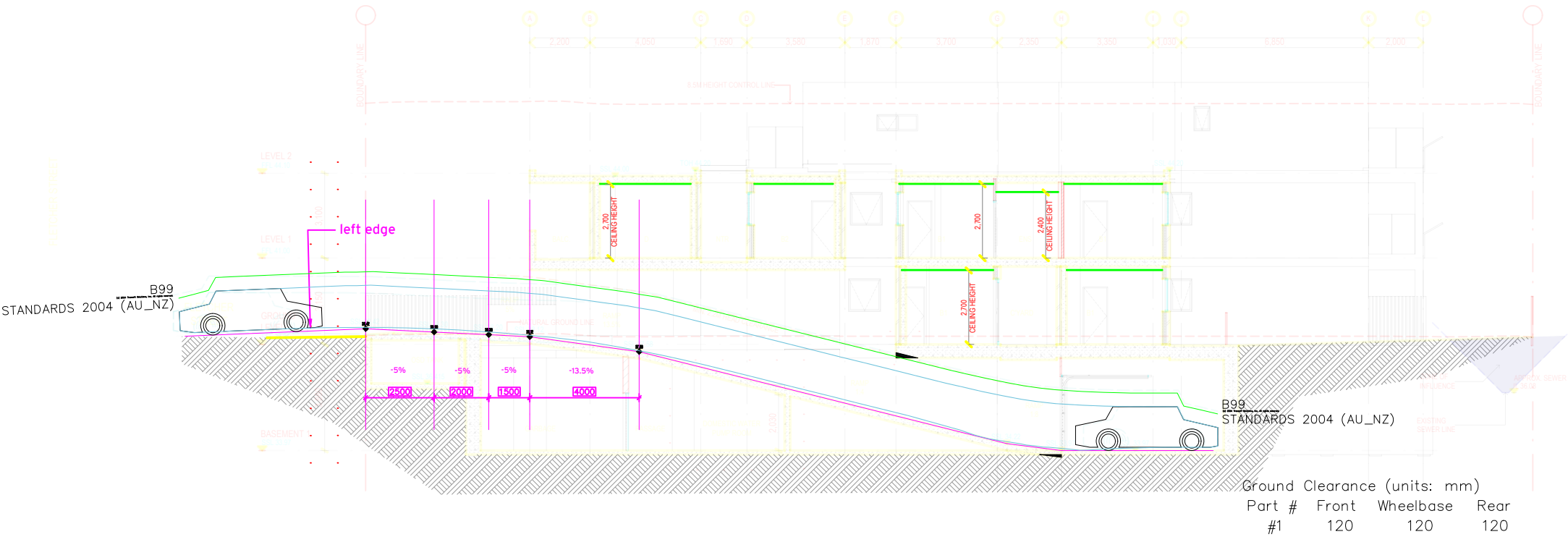


Right (Lower) Edge

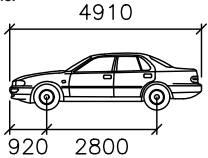


Left (upper) Edge



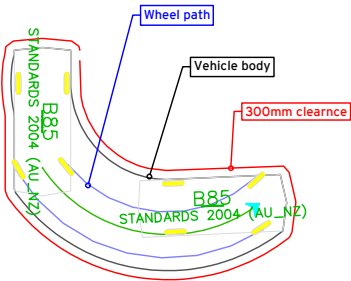
Notes:

1. THE COPYRIGHT OF THIS DRAWING IS VESTED IN FERNWAY ENGINEERING AND IT MAY NOT BE REPRODUCED IN WHOLE OR PART OR USED FOR THE MANUFACTURE OF ANY ARTICLE WITHOUT THE EXPRESS PERMISSION OF THE COPYRIGHT HOLDERS.
2. WORK TO FIGURED DIMENSIONS ONLY.
3. THIS DRAWING IS TO BE READ IN CONJUNCTION WITH ALL RELEVANT ARCHITECT'S, SERVICE ENGINEER'S AND FERNWAY ENGINEERING DRAWINGS AND SPECIFICATIONS.

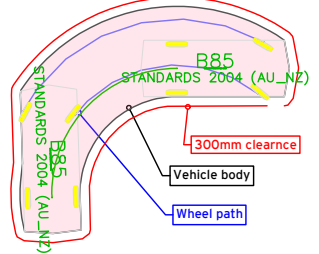


B85	mm
Width	: 1870
Track	: 1770
Lock to Lock Time	: 6.0
Steering Angle	: 34.1

FORWARDS



REVERSE



REV:	DESCRIPTION:	BY:	DATE:
STATUS:			



CLIENT:
SWA Architects

SITE:

27 Fletcher St, Campsie

TITLE:

Driveway Ground Clearance

SCALE AT A3: 1:200	DATE: 25.1.2024	DRAWN: CS	CHECKED: SP
PROJECT NO: 023-177	DRAWING NO: TR-006		REVISION: E